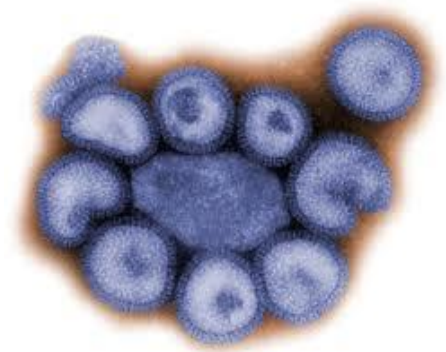


Influenza A

RAPID TEST



*Rapid, one step test for the qualitative detection of **Influenza type A antigens** from human nasopharyngeal specimens (swab, nasopharyngeal wash and aspirate)*



1. What is INFLUENZA A?

Influenza, commonly referred to as the **flu**, is an infectious disease caused by RNA viruses. The most common symptoms of the disease are chills, fever, sore throat, muscle pains, nausea, vomiting, severe headache, coughing, weakness and general discomfort. In more serious cases, influenza causes pneumonia, which can be fatal, particularly for the young and the elderly. Although it is often confused with other influenza-like illnesses, especially the common cold, influenza is a much more severe disease than the common cold and is caused by a different type of virus.

Typically, influenza is transmitted through the air by coughs or sneezes, creating aerosols containing the virus. Influenza can also be transmitted by direct contact with nasal secretions, or through contact with contaminated surfaces.

Influenza virus can be classified by: Influenza virus A, Influenza virus B and Influenza virus C

Influenza A viruses are the most virulent human pathogens among the three influenza types and cause the most severe disease. The influenza A virus can be subdivided into different serotypes: H1N1 (that causes more severe symptoms than the other ones), H2N2, H5N1, H3N3, H3N2...

Influenza B almost exclusively infects humans and is less common than influenza A. There is only one influenza B serotype.

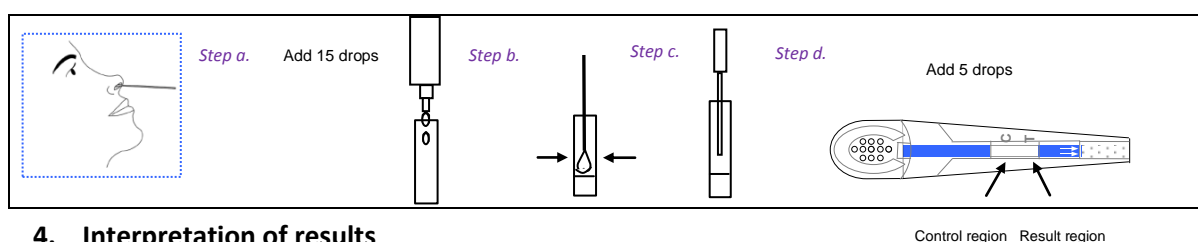
Influenza C is much less common than the other types and it only causes mild disease in children.

2. What is H&R Influenza A Test?

It is a rapid, one step test for **professional *in vitro* diagnostic use only**, for the qualitative detection of *Influenza type A (including all the subtypes: H1N1, H2N2, H5N1, H3N3, H3N2...)* antigens from human nasopharyngeal specimens (swab, nasopharyngeal wash and aspirate) and throat samples.

3. How is H&R Influenza A performed?

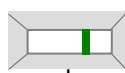
- Collect specimen from the nose or throat.
- Add the diluent B (15 drops) into the testing tube or vial.
- Insert the nasopharyngeal swab, mix and extract as much liquid possible from the swab.
- Collect some mixture from the testing tube.
- Add 5 drops of the mixture in the cassette.



4. Interpretation of results



FLU POSITIVE



NEGATIVE



INVALID

5. Performance Data

- Sensitivity* is >99% compared to another commercial rapid test.
- Specificity* is >99% compared to another commercial rapid test.
- Detection limit* (using 15 µg/mL hemagglutinin) is 4.7 ng/mL HA for Influenza A and 18.75 ng/mL HA for Influenza B.
- Cross reactivity*: there is no cross reactivity with common respiratory pathogens and other organisms and substances occasionally present in nasopharyngeal samples: Respiratory syncytial virus and Adenovirus.